

DATE

NAME OF PERSON SUBMITTING CHART

STREET ADDRESS

CITY

STATE

NO. 1 ON THIS CHART IS THE SAME PERSON AS NO. 26

ON CHART NO. 119





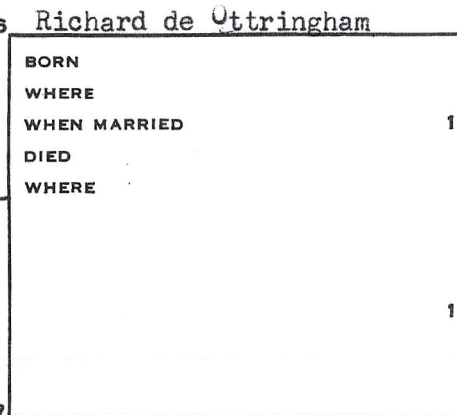

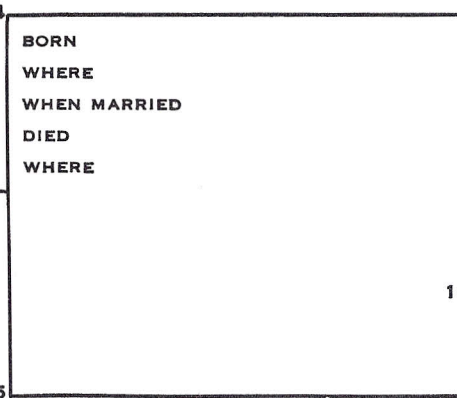
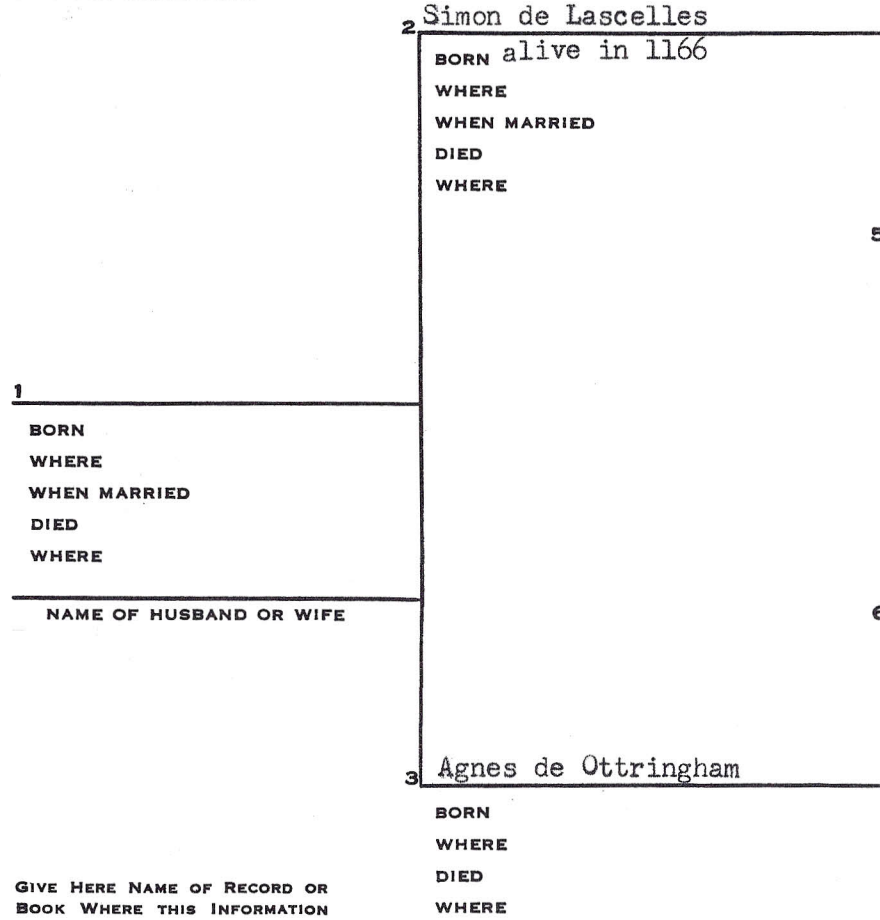
Theron S. Hall

815 East 400 North

Springville, Utah 84663

# PEDIGREE CHART

CHART NO. 1142



- 16 ABOVE NAME CONTINUED ON CHART
- 17 ABOVE NAME CONTINUED ON CHART
- 18 ABOVE NAME CONTINUED ON CHART
- 19 ABOVE NAME CONTINUED ON CHART
- 20 ABOVE NAME CONTINUED ON CHART
- 21 ABOVE NAME CONTINUED ON CHART
- 22 ABOVE NAME CONTINUED ON CHART
- 23 ABOVE NAME CONTINUED ON CHART
- 24 ABOVE NAME CONTINUED ON CHART
- 25 ABOVE NAME CONTINUED ON CHART
- 26 ABOVE NAME CONTINUED ON CHART
- 27 ABOVE NAME CONTINUED ON CHART
- 28 ABOVE NAME CONTINUED ON CHART
- 29 ABOVE NAME CONTINUED ON CHART
- 30 ABOVE NAME CONTINUED ON CHART
- 31 ABOVE NAME CONTINUED ON CHART

GIVE HERE NAME OF RECORD OR BOOK WHERE THIS INFORMATION WAS OBTAINED. REFER TO NAMES BY NUMBER.

Sorley Pedigree, p 18(Q929.2 So68)